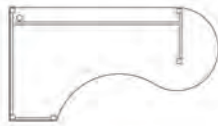


The emphasis on frosted glass doors creates an exciting first impression; quality, style and inspiration. The symmetrical legs on the desking, along with the classic furniture feet on the storage units and the aluminum glass doors, invite simplicity. The desk height mobiles are used as an extension of the workstation which allows further workspace and greater storage. A totally integrated environment. Comes standard with Manhattan 192mm handles.

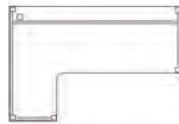
610



**MANHATTAN WORKSTATION**

Features the Manhattan metal frame base powdercoated in Silver Dazzle. Left hand or right hand.  
LH: 1200L X 500D  
RH: 2200L X 900D

611



**MANHATTAN 'L' WORKSTATION**

A classic yet simple shape. Features the Manhattan metal frame base powdercoated in silver dazzle. Left hand or right hand.  
LH: 1200L X 500D  
RH: 1800L X 700D

612



**MANHATTAN MOBILE**

1 pencil drawer, 2 drawers and 1 file drawer. Desk Height.  
463W X 700H X 500D

613



**MANHATTAN DOUBLE FILE MOBILE**

2 drawer file unit. Desk Height.  
463W X 700H X 500D



614



**MANHATTAN CREDENZA 4 DOOR**

4 doors with 1 adjustable shelf in each compartment on Manhattan feet.  
1800L X 700H X 500D

615



**MANHATTAN COMPUTER TROLLEY**

This computer trolley is designed to hold any monitor plus the CPU unit.  
555W X 1100H X 645D

616



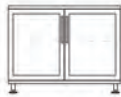
**MANHATTAN COFFEE TABLE**

With open compartments on both sides on Manhattan feet.  
600W X 475H X 800D

All dimensions are in millimetres and are overall.

While a standard range is shown above, it is possible to make small variations to fit your specific needs. Ask your salesperson for a quote.

All of the Manhattan units are available either with aluminium frame frosted glass doors or with standard Melteca/Melamine doors. Please specify which option you would prefer.



617

**MANHATTAN CREDENZA 2 DOOR**

2 aluminium frame glass doors with  
1 adjustable shelf internally.  
900W X 700H X 500D



618

**MANHATTAN A UNIT**

2 aluminium frame glass doors with  
1 adjustable shelf internally.  
900W X 952H X 500D



619

**MANHATTAN STORAGE UNIT**

2 aluminium frame glass doors and  
1 lateral jumbo file.  
900W X 1275H X 500D



620

**MANHATTAN CUPBOARD**

2 aluminium frame glass doors and  
2 adjustable shelves.  
900W X 1275H X 500D

All dimensions are in millimetres and are overall.

While a standard range is shown above, it is possible to make small variations to fit your specific needs. Ask your salesperson for a quote.