

... and more than anything else, it's about people.

Zone is the space you work in, whether it is in the office or home. Working how you like, when you like. Welcome to an extensive collection of cutting edge furniture that transforms the office or home workplace into the Zone.

Zone reflects today's and tomorrow's way of working.

**Greater efficiency:** proof that furniture looks fantastic and can also empower people to achieve better results. **Flexibility and adaptability:** here you'll find **seven distinct ranges** that can all work together, with endless combinations

**Higher quality:** the Zone combination of price and product represents **exceptional value** for money. The result is Zone. **Furniture solutions for how you want to work.**

Want it to stay... Want it to move...

Studio frame legs provide two options – serious workstation style or the modern office look that is on the move. The multi-functional long low storage units and non-intrusive sliding door cupboards can act as desk returns and room dividers. Industrial strength castors provide total mobility. Comes standard with Studio 128mm handles. Zone frames are powdercoated Silver Dazzle.



All dimensions are in millimetres and are overall.

While a standard range is shown above, it is possible to make small variations to fit your specific needs. Ask your salesperson for a quote.



564

**STUDIO WAVE DESK**

An elegant curved desk featuring a deeper work space on one side.

Left hand:

1800L X LH 1000D X RH 700D or

Right hand:

1800L X LH 700D X RH 1000D



565

**STUDIO RECTANGULAR DESK**

The rectangular desk is very adaptable yet practical.

Length options:

1200, 1500, 1700, 1800

Depth options:

700, 750, 800



566

**STUDIO MOBILE TABLE**

This rectangular table features the Studio metal frame legs with castors, allowing great flexibility.

Length options:

1200, 1500, 1700, 1800

Depth: 700



567

**STUDIO Q300 WORKSTATION**

The radius of Q300 is the most commonly used style of desking. Great in all applications.

Standard size:

LH 1800L X 700D

RH 1800L X 700D

Depth options: 700, 750, 800



568

**STUDIO ELLE WORKSTATION**

The Elle workstation has proven to be very popular due to its unique curved shape.

Standard size:

LH 1800L X 750D

RH 1800L X 750D

Depth options: 750, 800



569

**STUDIO ALPINE WORKSTATION**

A traditional style that provides plenty of depth for the computer and work space.

Standard size:

LH 1800L X 700D

RH 1800L X 700D

Depth options: 700, 750, 800



570

**STUDIO SQUARE TABLE**

Featuring the Studio single metal legs.

Standard sizes:

800 X 800, 1000 X 1000

1200 X 1200



571

**STUDIO SQUARE TABLE MOBILE**

Mobile option available.



572

**STUDIO ROUND TABLE**

A meeting table with single Studio legs.

Standard sizes:

800, 900, 1000, 1200


(diameter)



573

**STUDIO ROUND TABLE MOBILE**

Mobile option available.



**STUDIO MODESTY \***

As pictured left: A simple and effective way of introducing a metal look to your workstation or desk. This 2mm adhesive is applied to Melteca/Melamine. Made from environmentally friendly, impact resistant polystyrene. Used for applications such as furniture fronts, decorative design features, and modesty panels. Only available in Matt chrome 2400L X 600W maximum size.

All dimensions are in millimetres and are overall.

While a standard range is shown above, it is possible to make small variations to fit your specific needs. Ask your salesperson for a quote.



**574** STUDIO PLAN DRAWER

A multi-functional unit which can hold up to A1 size paper. Ideal for holding architectural plans and oversized documents.  
932W X 640H X 680D




**575** STUDIO COFFEE TABLE

Also known as the box coffee table. Very practical and mobile. Accessible storage from two sides.  
800W X 400H X 800D  
1000W X 400H X 1000D



**576** STUDIO CUPBOARDS

These space saving sliding door cupboards feature an invisible door track for greater appearance.  
1200W X 400D  
3 height options available:  
950H, 1350H, 1750H



All dimensions are in millimetres and are overall.

While a standard range is shown above, it is possible to make small variations to fit your specific needs. Ask your salesperson for a quote.



**577** STUDIO MOBILE

This low height mobile is designed to wheel under any workstation. Featuring 25mm top and base, 1 drawer and 1 file, 456W X 620H X 500D



**578** STUDIO CREDENZA 1

4 cupboards with 1 adjustable shelf in each compartment. 1800L X 640H X 500D



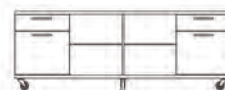
**579** STUDIO CREDENZA 2

Featuring 4 drawers and 4 file drawers. 1776L X 640H X 500D



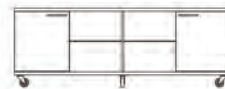
**580** STUDIO CREDENZA 3

2 x single drawer and file plus the option of 2 open Melteca/Melamine or frosted adjustable glass shelves. 1800L X 640H X 500D



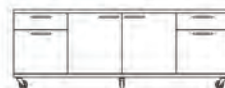
**581** STUDIO CREDENZA 4

2 cupboard doors with the option of 2 open Melteca/Melamine or frosted adjustable glass shelves. 1800L X 640H X 500D



**582** STUDIO CREDENZA 5

2 cupboard doors with 1 adjustable shelf and 2 x single drawer and file. 1800L X 640H X 500D



All dimensions are in millimetres and are overall.

While a standard range is shown above, it is possible to make small variations to fit your specific needs. Ask your salesperson for a quote.